

E mail registration on "MyLibrary"

Please register your e-mail address, so it is used for every application form of MyLibrary at default setting, and you can receive notification from Library.

<https://opac.library.tohoku.ac.jp/myopac/index.php>

東北大学附属図書館 OPAC
TOHOKU UNIVERSITY LIBRARY OPAC

Univ HP Library HP eBook eJournal Database & Tool Index

Login

Please input UserID and password and login.

UserID

Password

Login Back to Search

▼ User ID
【Students】Tohoku-Dai ID
【Faculty Members】Tohoku-Dai ID
【Other Tohoku University members】Tohoku-Dai ID (or number on Library ID card; omit the last digit if the card was issued before 2011)

▼ Password
【Students】Password for Tohoku-Dai ID
【Faculty Members】Password for Tohoku-Dai ID
【Other Tohoku University members】Password for Tohoku-Dai ID or a library card (0406)

Library Service

- New Books List
- New Audio Visual Materials List
- Exhibition Books
- Best Readers
- Readers(Lv.1)
- Readers(Lv.2)
- Readers(Lv.3)
- Readers(Lv.4)
- Readers(Lv.5)

User Service

- Check Status of Loan/Reservation
- InterLibrary Loan/Photocopy Request
- Check Status of Loan/Photocopy
- Purchase Request
- Check Status of Purchase Request
- Purchase Request (for Students)
- Check Status of Purchase Request (for Students)
- Change E-mail Address
- Change contact library for photocopy/loan
- Online Reference Service
- Facility Reservations [Kawauchi Campus, Seiryu Campus and Aobayama Campus]



東北大学附属図書館 OPAC
TOHOKU UNIVERSITY LIBRARY OPAC

Univ HP Library HP eBook eJournal Database & Tool Index

Change E-Mail Address

You can set up your second e-mail address.
When you register your e-mail address, configure your email settings to accept emails from the library.
If you would like to register/change/delete your first e-mail address, please ask the counter.
If you register two email addresses, e-mails from the library will be sent to the second one.

Simple Search:

Registered E-Mail Address

E-Mail: **Not registered.**

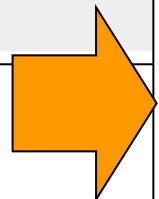
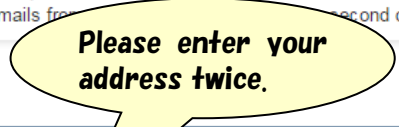
Please register or change mail address

E-Mail: **imr-lib@imr.tohoku.ac.jp**

New E-Mail address

Re-typing E-Mail Address

Update Back to Search



Change E-Mail Address


Changing e-mail address finished successfully.

Back to Search

If you want to register or change the first address. . .

Reminder will be sent to the second address.
You can't register, change & delete the first address.
If you want to set up your first address, please ask IMR-library counter.

Change setting of reminder mail



<https://opac.library.tohoku.ac.jp/myopac/index.php>

ID, Password
 ID : Tohoku-Dai ID
 PW : Password for Tohoku-Dai ID

Please input UserID and password, and login.

User ID
 Password

Library Service

- New Books List
- New Audio/Visual Materials List
- Exhibition Books
- Best Readers
- Readers(Lv.1)
- Readers(Lv.2)
- Readers(Lv.3)
- Readers(Lv.4)
- Readers(Lv.5)

User Service

- Check Status of Loan/Reservation
- Check Status of Loan/Photocopy Request
- Check Status of Loan/Photocopy
- Purchase Request
- Check Status of Purchase Request
- Purchase Request (for Students)
- Check Status of Purchase Request (for Students)
- Change E-mail Address
- Change contact library for photocopy/loan
- Online Reference Service
- Facility Reservations [Kawauchi Campus, Seiryō Campus and Aobayama Camp]

Check of Status of Lending/Reserve

Name 金研講習会用

Lending Status Reserve Status **Mail Sending setting**

You can set up email service for prior notification of due date. (Available in Main Library and Research Library)
 Emails will be sent to the address you registered on MyLibrary.(USW0459)

Now setting Stopped
 E-Mail Address imr-lib@imr.tohoku.ac.jp

Is mail for the return date notification received ?

Receive E-Mail Don't receive E-Mail

Set Back to Search

Configuration of IMR-library reminder mail

Reminder mail is sent automatically following conditions.

- What : Books you have borrowed in IMR library.
- Whom : E-mail address has been registered, and setting is "receive". (The default setting is "receive".)
- When : 9 am of 2days before due date

Now setting Stopped
 E-Mail Address imr-lib@imr.tohoku.ac.jp

Is mail for the return date notification received ?

Receive E-Mail Don't receive E-Mail

Set Back to Search